




MF10

	Description	OEM Ref:	Applications
1	S.4340 Gauge - Ammeter - Ø40mm	36047	TEF20, FE35, 35, 35X, 65, 135, 148, 165, 168, 175, 178, 185, 188, 765
2	S.42392 Grommet - Ammeter.	897074M1	FE35, 35, 65, 35X, 135, 148, 165, 168, 175, 178, 185, 188
3	S.61428 Gauge - Voltmeter	772995M91	230, 240, 243, 250, 253, 263 Alternative to S.41061
4	S.41061 Gauge - Voltmeter	1672835M2	230, 240, 243, 250, 253, 263 Alternative to S.61428
5	S.41406 Gauge - Fuel	898418M1	135, 148
6	S.41062 Gauge - Fuel (52mm Diameter)	894844M1	165, 168, 175, 178, 185, 188
7	S.61429 Gauge - Fuel	528424M91 1074336M91 1074335M91	(135, 1080, 1150 USA)
8	S.41063 Gauge - Fuel (52mm Diameter)	1877717M92	230, 231, 235, 240, 240S, 243, 245, 250, 253, 255, 260, 261, 263, 265, 265S, 275, 285, 290, 298, 375E, 390E, 550, 560, 565, 575, 590, 592, 595, (2620, 2640, 2680>271212), 2775, 2805
9	S.107394 Gauge - Fuel	069105R1	(425 2WD >238493), (425 4WD >237827), (435 2WD >236860), (435 4WD >236060), (440 2WD >236369), (440 4WD >236556), (445 2WD >B5035008), (445 4WD >236223), (460 2WD >239117), (460 4WD >236903), (465 4WD >236367), (475 4WD >238868), (481 Japan Only), (492 Japan Only)
10	S.43937 Gauge - Temperature	-	TED20
11	S.4341 Gauge - Water Temperature (Tube length 1.98m)	180727M91 881396M91	35, 35X, 65, 135, 148, 165, 168, 175, 178, 185, 188, 1200, 1250
12	S.41066 Gauge - Water Temperature	1877719M92	230, 231, 235, 240, 240S, 243, 245, 250, 253, 255, 260, 261, 263, 265, 265S, 275, 285, 290, 298, 375E, 390E, 550, 560, 565, 575, 590, 592, 595, (2620, 2640, 2680>271212), 2775, 2805
13	S.107392 Gauge - Water Temperature	062782R1	(298 Brazil), (415), (425 2WD >238493), (425 4WD >237827), (435 2WD >236860), (435 4WD >236060), (440 2WD >236369), (440 4WD >236556), (445 2WD >B5035008), (445 4WD >236223), (460 2WD >239117), (460 4WD >236903), (465 4WD >236367), (475 4WD >238868), (481 Japan Only), (492 Japan Only)
14	S.4342 Gauge - Oil Pressure	506902M92 1853097M91 3381907M1	35, 35X, 65, 135, 148, 165, 168, 175, 178, 185, 188, 765
15	S.42784 Gauge - Oil Pressure (As Original 3/8" 24 TPI UNF Female Thread)	180100M91 506902M92 T09237	TE20, TEA20, TED20, TEF20, TO20
16	S.61466 Gauge - Oil Pressure 1/8" NPT Male Thread	506902M92 180100M92	(135 USA), Super 90
17	S.61171 Gauge - Oil Pressure - 40Psi. 1/8" NPT Male Thread	506902M92	TEF20
18	S.41067 Warning Lamp Housing	1663555M92	230, 231, 235, 240, 240S, 243, 245, 250, 253, 255, 260, 261, 263, 265, 275, 285, 290, 298, 375E, 390E, 550, 560, 565, 575, 590, 592, 595



	Description	OEM Ref:	Applications
1	S.60821 Starter Switch	181679M1	TE20, TEA20, TO20
2	S.41288 Ignition Switch	883920M1, 883928M1	35, 35X, 135, 148, 165, 168, 175, 178, 185, 188
3	S.22482 Ignition Switch (as original)	-	TE20, TEA20, TED20
4	S.23996 Key - Ignition Switch	-	TE20, TEA20, TED20
5	S.60820 Ignition/Light Switch (4 position)	180681M1	TE20, TEA20, TEF20, TO20
6	S.65570 Ignition Switch (3 Position Switch Suitable for Gas/Petrol Engines)	-	35 Petrol, 135 Petrol
7	S.41123 Ignition Switch Includes 2 keys	1874120M93 1874535M3 34228 35670	133, 135, 135MKIII, 135V, 148, 148MKIII, 152, 152MKIII, 152F, 158, 158MKIII, 158F, 158S, 158V, 165, 168, 168MKIII, 168F, 175, 178, 185, 188, 230, 231, 235, 240, 240S, 243, 245, 250, 253, 255, 263, 265, 265S, 275, 285, 285S, 290, 292, 295, 297, 298, 299, 340, 350, 355, 360, (365, 375>A29150), 375E, (390>A29150), 390E, (390T, 396, 398, 399>A29150), 415, 425, 435, 440, 460, 465, 475, 650, 660, 680, 560, 565, 575, 590, 592, 595, 3050, 3060, 3065, 3070, 3075, 3080, 3085, 3090, 3095, 3115, 3120, 3125, 3610, 3630, 3635, 3645, 3650, 3655, 3670, 3680, 3690, 5335, 5340, 5355, 5360, 5365, 6120, 6130, 6140, 6150, 6160, 6170, 6180, 6190, 6260, 6270, 6280, 6290, 8110, 8120, 8130, 8140, 8150, 8160, 8170, 8180, 8210, 8220
8	S.42805 Ignition Switch (Cobo) Non-heater	3305189M91 3302034M91	134V, 154, 154F, 154S, 154V, 164TF, 164TS, 164TV, 174F, 174S, 174V, 184F, 184S, 194F, 194S, 233, 234C, 234CF, 234S, 244CF, 253, 254, 254C, 254CF, 254S, 263T, 264T, 264TCF, 264TS, 273, 274, 274CF, 274S, 274SK, 283, 284, 294, 294S, 364CF, 394C, 675, 690, 698, 698T, 699, 1004, 1004T, 1014, 1024
9	S.56239 Ignition Switch (Cobo) Heater	1424109M92	134C, 154, 154C, 174, 174C, 184, 194, 194C, (254, 254S>2228823), (274, 274S>22110774), (274SK>2270432), 284S, (294S>2251073), 1114, 1134
10	S.43482 Ignition Switch (with mini harness)	3699692M92	342, 352, 362, 362N, (365 A29151>), 372N, (375 A29151>), 382N, (390, 390T, 396, 398, 399 A29151>), 4215, 4220, 4225, 4235, 4240, 4245, 4255, 4260, 4265, 4270, 4315, 4320, 4325, 4335, 4345, 4355, 4360, 4365, 4370, 5335, 5355, 5360

MF10



	Description	OEM Ref:	Applications
1	<b>S.60835</b> Key - Ignition Switch (Fits S.60820)	-	TE20, TEA20, TEF20, TO20
2	<b>S.3990</b> Key - Ignition Switch (Fits S.5930, S.41288, S.41123, S.41124)	54324157 3813361M1 883930M1	Suitable for MF Lucas Switch
3	<b>S.3989</b> Ignition Key Suitable for use with S.65570 & 65662	312305 54330767 829917M1	(35 Early type Switch)
4	<b>S.41119</b> Switch - Light	882283M1 34952	35, 35X, 65, 135, 148, 165, 168, 175, 178, 185, 188
5	<b>S.48032</b> Switch - Lighting (Alternative to S.41119)	882283M1	35, 35X, 65, 135, 148, 165, 168, 175, 178, 185, 188 Industrial 20, 40, 50, 50E/EX
6	<b>S.42807</b> Switch - Lighting	3300530M91	134V, 154F, 154S, 154V, 164TF, 164TS, 164TV, 174F, 174S, 174V, 184F, 184S, 194F, 194S, 233, 234C, 234CF, 244CF, 253, (254 22210641>), 254C, 254CF, 263T, 264T, 264TCF, 264TS, 273, 274 (22112998), 274C, 274CF, 274SK, 283, 284, 284S, 293, 294, 294C, 294S, 364CF, 394C, 675, 690, 698, 698T, 699, 1004, 1014, 1024, 1114, 1134
7	<b>S.42806</b> Switch - Lighting	1424108M92	154, 154S, 174, 174S, 184, 184S, 194, 233, 234C, 234CF, 234S, 244CF, 253, 254, 254C, 254CF, 254S, 263T, 264T, 364TCF, 264TS, 273, 274, 274C, 274CF, 274S, 274SK, 283, 284, 284S, 293, 294, 294C, 294S, 364CF, 394C, 675, 690, 698, 698T, 699, 1004, 1004T, 1014, 1024, 1114, 1134
8	<b>S.41444</b> Switch - Lighting/Horn	1699034M1 1668816M1	133, 135, 140, 145, 148, 152, 155, 158, 165, 168, 175, 178, 185, 188, 230, 235, 240, 245, 250, 255, 260, 265, 275, 285, 290, 298, 550, 560, 565, 575, 590, 592, 595
9	<b>S.41334</b> Knob - Switch (Fits S.41119 & S.41444)	1668830M1 1873910M1 54334311	35, 35X, 65, 133, 135, 140, 145, 148, 152, 155, 158, 165, 168, 175, 178, 185, 188, 230, 235, 240, 245, 250, 255, 260, 265, 275, 285, 290, 298, 550, 560, 565, 575, 590, 592, 595, 765
10	<b>S.41121</b> Switch - Indicator	881670M1	133, 135, 135MKIII, 135V, 140, 145, 145MKIII, 145V, 148, 148MKIII, 152, 152MKIII, 152F, 155, 158, 158MKIII, 158F, 158S, 158V, 165, 168, 168MKIII, 168F, 168S, 175, 178, 185, 188, 230, 235, 240, 245, 250, 255, 260, 261, 265, 275, 285, 290, 298, 550, 560, 565, 575, 590, 592, 595, 2620 (>271212), 2640 (>271212), 2680 (>271212), 4000
11	<b>S.79139</b> Metal Toggle Switch. Function: On/Off/On. Terminals: 6. Volts: 12/24. Amps: 20. Fitting Ø: 12.2mm	3388328M93	154, 154S, 174, 174S, 184, 184S, 194, 233, 234C, 234CF, 234S, 244CF, 253, 254, 254C, 254CF, 254S, 263T, 264T, 364TCF, 264TS, 273, 274, 274C, 274CF, 274S, 274SK, 283, 284, 284S, 293, 294, 294C, 294S, 364CF, 394C, 675, 690, 698, 698T, 699, 1004, 1004T, 1014, 1024, 1114, 1134
12	<b>S.79035</b> Rubber Boot (Fits Fine Thread, S.79135, S.79136, S.79134, S.79132, S.79139, S.13403, S.18000, S.18001)	-	154, 154S, 174, 174S, 184, 184S, 194, 233, 234C, 234CF, 234S, 244CF, 253, 254, 254C, 254CF, 254S, 263T, 264T, 364TCF, 264TS, 273, 274, 274C, 274CF, 274S, 274SK, 283, 284, 284S, 293, 294, 294C, 294S, 364CF, 394C, 675, 690, 698, 698T, 699, 1004, 1004T, 1014, 1024, 1114, 1134


MF10





	Description	OEM Ref:	Applications
1	<b>S.35900</b> Flasher Unit - Vehicle Suitable for wiring up to 3 sets of indicator lights into a single unit. Ideal for use when towing two trailers, where permitted.	1672755M1, 3616701M1, 3617865M1	<b>133, 135MKIII, 135V, 145MKIII, 145V, 152MKIII, 152F, 158MKIII, 158F, 158S, 158V, 168MKIII, 168F, 168S, 230, 231, 235, 240, 240S, 245, 250, 255, 260, 261, 265, 275, 290, 298, 342, 352, 362N, (365 B18009&gt;), 372N, (375 B18009&gt;), 382N, (390, 390T B18009&gt;), 396, (398 B18009&gt;), 399, 550, 560, 565, 575, 590, 592, 595, (2620&gt;271212), 2625, 2640, 2645, 2680, 2685, 2720, 2725, 3050, 3060, 3065, 3070, 3075, 3080, 3090, 3095, 3115, 3120, 3125, 3610, 3630, 3635, 3645, 3650, 3655, 3670, 3680, 3690, 6120, 6130, 6140, 6150, 6160, 6170, 6180, 6190, 6235, 6245, 6255, 6260, 6265, 6270, 6280, 6290, 8110, 8120, 8130, 8140, 8150, 8160, 8170, 8180, 8210, 8220, 8240, 8250, 8260, 8270, 8280</b>
2	<b>S.43933</b> Flasher unit	1696565M1	<b>340, 342, 350, 352, 355, 360, 362, 365, 375, 390, 390T, 396, 398, 399</b>
3	<b>S.43495</b> Switch - Hazard	1671544M1 1604409M1	<b>133, 135MKIII, 135V, 145MKIII, 145V, 152MKIII, 152F, 158MKIII, 158F, 158S, 158V, 168MKIII, 168F, 168S, 230, 231, 235, 240, 240S, 245, 250, 255, 260, 261, 265, 265S, 275, 285S, 290, 298, 550, 560, 565, 575, 590, 592, 595, (2620, 2640, 2680&gt;271212)</b>
4	<b>S.52843</b> Switch - Lift and Lower - Push/Release	3388402M1	<b>354AP, 354AQ, 354FP, 354FQ, 354GE, 354SP, 354SQ, 354V, 354VQ, 364AP, 364AQ, 364FP, 364FQ, 364GE, 364SP, 364SQ, 364V, 364VQ, 374AP, 374AQ, 374FP, 374FQ, 374GE, 374SP, 374SQ, 374V, 374VQ, 377, 384AP, 384AQ, 384FP, 384FQ, 384GE, 384SP, 384SQ, 384V, 384VQ, 387, 394AP, 394AQ, 394FP, 394FQ, 394GE, 394SP, 394SQ, 394TAQ, 397, 397T, 1007, 3050, 3060, 3065, 3070, 3075, 3080, 3090, 3095, 3115, 3120, 3125, 3610, 3630, 3635, 3645, 3650, 3655, 3670, 3680, 3690</b>
5	<b>S.52827</b> Switch - Hazard - Push/Push	3370427M91	<b>660, 699, (2625 271213&gt;), 2645, (2680 271213&gt;), 2685, 2720, 2725, 5335, 5340, 5355, 5360, 5365, 6120, 6130, 6140, 6150, 6160, 6170, 6190, 6235, 6245, 6255, 6260, 6265, 6270, 6280, 6290, 8110, 8120, 8130, 8140, 8150, 8160, 8170, 8180, 8210, 8220, 8240, 8250, 8260, 8270, 8280</b>
6	<b>S.52834</b> Switch - Wiper - Push/Push	3388401M1	<b>3050, 3060, 3065, 3070, 3075, 3080, 3085, 3090, 3095, 3115, 3120, 3125, 3610, 3630, 3635, 3645, 3650, 3655, 3670, 3680, 3690</b>
7	<b>S.31948</b> Switch - Indicator/Warning/Flasher	1682977M1	<b>(230 535558&gt;), 240, 243, (250 623304&gt;), 253, 263, (265 193552&gt;), (275 221522&gt;), (290 387021&gt;), 298, (375E P12018&gt;), (390E P06156)</b>

MF10




MF10

	Description	OEM Ref:	Applications
1	<b>S.41098</b> Fuel Sender Unit	897403M91	(133, 135, 140 >400000)
2	<b>S.41099</b> Fuel Sender Unit	1861789M91	(133, 135, 140 400001>), 148
3	<b>S.41100</b> Fuel Sender Unit	897389M91	165, 168, 175, 178, 185, 188
4	<b>S.41102</b> Fuel Sender Unit	1678517M2	168MKIII, 168F, 168S, 261, 265, 275, 290, 298, 375E, 390E
5	<b>S.41101</b> Fuel Sender Unit	1661794M91	230, 240, 250, 253,
6	<b>S.43540</b> Fuel Sender Unit	1678518M2	298, 675, 690, 698, 698T, 699, 1004, 1004T
7	<b>S.22379</b> Fuel Sender Unit	3762527M91	(365, 375, 390, 390T, 398, 399 >C32103)
8	<b>S.22378</b> Fuel Sender Unit	3762526M91	(365, 375, 390, 390T, 398, 399 C32104>)
9	<b>S.107395</b> Sender	3147425M1	(250X Brazil), (298 Brazil), (415), (425 2WD >238493), (425 4WD >237827), (435 2WD >236860), (435 4WD >236060), (440 2WD >236369), (440 4WD >236556), (445 2WD >BS035008), (445 4WD >236223), (460 2WD >239117), (460 4WD >236903), (481 Japan Only), (492 Japan Only)
10	<b>S.43539</b> Fuel Sender Unit	1613002M3	575, 590, 592, 595
11	<b>S.41103</b> Switch - Oil Pressure Sender Unit	1877721M92 3599307M91	134V, 154F, 154S, 154V, 164TF, 164TS, 164TV, 174F, 174S, 174V, 184F, 184S, 194F, 194S, 230, 231, 234CF, 235, 240, 240S, 243, 244CF, 245, 250, 253, 254, 254CF, 254S, 255, 260, 261, 264TCF, 265, 265S, 273, 274C, 274CF, 274SK, 275, 283, 284, 285, 290, 293, 294, 294C, 294S, 298, 333, 334V, 340, 342, 350, 352, 353, 353LX, 353S, 354AP, 354AQ, 354F, 354FP, 354GE, 354SP, 354SQ, 354V, 354VQ, 356CF, 355, 360, 362, 362N, 363, 363LX, 363S, 364AP, 364AQ, 364CF, 364F, 364FP, 364GE, 364SP, 364SQ, 364V, 364VQ, 365, 366CF, 367CF, 372N, 373, 373LX, 374AP, 374AQ, 374F, 374FP, 374GE, 374SP, 374VQ, 375, 375E, 376C, 376CF, 376XCF, 377, 382N, 383, 383LX, 383S, 384AP, 384AQ, 384F, 384FP, 384GE, 384SP, 384SQ, 384V, 384VQ, 387, 390, 390E, 390T, 393, 393LX, 393S, 393TLX, 394AP, 394AQ, 394C, 394F, 394FP, 394GE, 394H, 394SP, 394SQ, 396C, 396CF, 396CT, 397, 397T, 398, 399, 550, 560, 565, 575, 590, 592, 595, 675, 690, 698, 698T, 699, 1004, 1004T, 1007, 1014, 1024, 2625, 2640, 2645, 2680, 2720, 2725, 3050, 3060, 3065, 3070, 3075, 3080, 3085, 3090, 3095, 3115, 3120, 3125, 3610, 3630, 3635, 3645, 3650, 3655, 4215, 4220, 4225, 4235, 4240, 4245, 4255, 4260, 4265, 4270, 4315, 4320, 4325, 4335, 4345, 4355, 4360, 4365, 4370, 5460, 5465, 6120, 6130, 6140, 6150, 6160, 6170, 6180, 6190, 6235, 6245, 6255, 6260, 6265, 6270, 6280, 6290, 8120, 8130., 8210, 8220, 342, 350, 352, 355, 360, 326, 362N, 365, 372N, 375, 382N, 390, 390T, 396, 398, 399
12	<b>S.42448</b> Switch - Oil Pressure Sender Unit	3595186M2	
13	<b>S.107389</b> Sender	026697T1	(298 Brazil), (415), (425 2WD >238493), (425 4WD >237827), (435 2WD >236860), (435 4WD >236060), (440 2WD >236369), (440 4WD >236556), (445 2WD >BS035008), (445 4WD >236223), (460 2WD >239117), (460 4WD >236903), (481 Japan Only), (492 Japan Only)



		Description	OEM Ref:	Applications
1	S.41104	Switch - Temperature Sender	1877731M92	133, 134V, 135MKIII, 135V, 145MKIII, 145V, 148MKIII, 152MKIII, 152F, 154F, 154S154V, 158MKIII, 158S, 158V, 164TF, 164TS, 164TV, 168MKIII, 168F, 168S, 174F, 174S, 174V, 184F, 184S, 194F, 194S, 230, 231, 233, 235, 240, 240S, 245, 250, 253, 255, 261, 265, 265S, 273, 274SK, 275, 283, 284, 285, 290, 293, 294, 294S, 298, 333, 334V, 340, 342, 350, 352, 353, 353LX, 353S, 354AP, 354AQ, 354F, 354FP, 354GE, 354SP, 354SQ, 354V, 354VQ, 355, 356CF, 360, 362, 362N, 363, 363LX, 363S, 364AP, 364AQ, 364F, 364FP, 364GE, 364SP, 364SQ, 364V, 364VQ, 365, 366CF, 372N, 373, 373LX, 373S, 374AP, 374AQ, 374F, 374FP, 374GE, 374H, 374SP, 374SQ, 374V, 374VQ, 375, 375E, 376C, 376CF, 376XCF, 377, 382N, 383, 383LX, 383S, 384AP, 384AQ, 384F, 384FP, 384GE, 384SP, 384SQ, 384V, 384VQ, 387, 390, 390E, 390T, 393, 393LX, 393S, 393TLX, 394AP, 394AQ, 394F, 394FP, 394GE, 394H, 394SP, 394SQ, 394TAQ, 396, 396C, 396CF, 397, 397T, 398, 399, 550, 560, 565, 575, 590, 592, 595, 675, 690, 698, 698T, 699, 1004, 1007, 1014, 1024, 2620, 2625, 2640, 2645, 2675, 2680, 2685, 2705, 2720, 2725, 2745, 2775, 2805, 3050, 3060, 3065, 3070, 3075, 3080, 3085, 3090, 3095, 3115, 3120, 3125, 3610, 3635, 3645, 3650, 3655, 4000, 4225, 4235, 4240, 4245, 4235, 4260, 4265, 4270, 4320, 4325, 45335, 4345, 4355, 4360, 4365, 4370, 6120, 6130, 6140, 6150, 6160, 6170, 6180, 6190, 6235, 6245, 6255, 6260, 6265, 6270, 6280, 6290, 8110, 8120, 8130, 8210, 8220
2	S.41135	Switch - Safety (Isolation)	963417M2, 1679223M2, 3381094M1, 39121, 34198, 39855	122, 130, 133, 135, 135MKIII, 135V, 140, 145, 145MKIII, 145V, 148, 152, 155, 158, 158MKIII, 158F, 158S, 158V, 165, 165MKIII, 168, 168MKIII, 168F, 168S, 175, 185, 188, 230, 231, 235, 240, 240S, 245, 250, 253, 255, 260, 261, 263, 265, 265S, 275, 285, 290, 298, (340, 342, 350, 352, 355, 360, 362, 362N, 365, 372N, 375, 375E, 382N, 390, 390E, 390T, 396, 398, 399>A52208), 550, 560, 575, 590, 592, 595, 675, 690, 698, 698T, 699, 1004, 1004T, 1080, 2620, 2625, 2640, 2680, 2625, 2645, 2685, 2720, 2725, 3050, 3060, 3065, 3070, 3075, 3080, 3085, 3090, 3095, 3115, 3120, 3125, (3610, 3630, 3635, 3645, 3650, 3655, 3670, 3680, 3690 N124020>), (6120, 6130, 6140, 6150, 6160, 6170, 6180, 8110, 8120, 8130, 8140, 8150, 8160>F051051)
3	S.107390	Switch	037171T2	(265 Brazil), (275 Brazil), (283 Brazil), (290 Brazil), (292 Brazil), (297 Brazil), (298 Brazil), (299 Brazil), (415), (425 2WD >238493), (425 4WD >237827), (435 2WD >236860), (435 4WD >236060), (440 2WD >236369), (440 4WD >236556), (445 2WD >BS035008), (445 4WD >236223), (460 2WD >239117), (460 4WD >236903), (465 4WD >236367), (475 4WD >238868)
4	S.42699	Solenoid - Fuel Shut Off	28730179	(275 Brazil), (283 Brazil), (290 Brazil), (292 Brazil), (298 Brazil), (299 Brazil), (243 >356618G), (253 Build List CN31255), (263 >356617G), (352, 355 (Build List CN31256), 396, (399 1006.6), (440 2WD >236369), (440 4WD >236556), (445 2WD >BS035008), (445 4WD >236223), (460 2WD >239117), (460 4WD >236903), (465 4WD >236367), (475 4WD >238868), 3075, 3085, 3095, 3115, 3125, 3125, 3635, 3645, 3655, 4220, 4235 (U097118G), (4245, 4255 >U969464G), (4260 >U738860G), 4270, 6130, 6140, 6150, 6160, 6170, 6180, (6235, 6245, 6255, 6260, 6265, 6270, 6290 >U097118G), (8120 USA-F0440009>), (8210, 8220 >U097118G)
5	S.42449	Switch - Neutral	3598425M1	(362, 362N, 365, 372N, 375, 382N, 390, 390T, 396, 398, 399 12 & 18 Speed Synchro Gearboxes), (4215, 4220, 4225, 4235, 4245, 4255, 4260, 4265, 4270 Top Cover 8 x 8 Gearbox)
6	S.42460	Switch - Neutral	3759508M91	240, 253, 261, 362, 365, 375, 390, 390T, 396, 398, 399
7	S.42960	Brake Switch (Cobo)	1424104M91	134V, 154, 154F, 154S, 154V, 164TF, 164TS, 164TN, 174, 174F, 174S, 174V, 184, 184F, 184S, 194, 194F, 194S, 233, 234CF, 234S, 244CF, 253, 254, 254CF, 254S, 264T, 264TCF, 264TS, 273, 274, 274CF, 274S, 274SK, 283, 284, 284S, 293, 294, 294S, 334V, 354AP, 354F, 354FP, 354GE, 354S, 354SP, 354V, 364CF, 364AP, 364F, 364FP, 364GE, 364S, 364SP, 364V, 374AP, 374F, 374FP, 374GE, 374S, 374SP, 374V, 377, 384AP, 384F, 384FP, 384GE, 384S, 384SP, 387, 394AP, 394F, 394FP, 394GE, 394H, 394S, 394SP, 397, 397T, 675, 690, 698, 698T, 699, 1004, 1004T, 1007, 1014, 1024, 1114, 1134
8	S.42190	Switch - Brake Light	1874709M1	230, 231, 235, 240, 245, 250, 255, 261, 265, 275, 285, 290, 565, 590, 592, 595
9	S.107391	Switch	046552T1	(250X Brazil), (265 Brazil), (275 Brazil), (283 Brazil), (290 Brazil), (292 Brazil), (297 Brazil), (299 Brazil), (415), (425 2WD >238493), (425 4WD >237827), (435 2WD >236860), (435 4WD >236060), (440 2WD >236369), (440 4WD >236556), (445 2WD >BS035008), (445 4WD >236223), (460 2WD >239117), (460 4WD >236903), (481 Japan Only), (492 Japan Only)

MF10



	Description	OEM Ref:	Applications
1	<b>S.42538</b> Switch - Starter (Gear Stick Operated)	76418	<b>TE20, TEA20, TED20</b>
2	<b>S.42372</b> Contact Set (Early Distributor)	407050 829925M1	<b>TEA20, TED20</b> Standard 80mm, 85mm Alternative to S.42376
3	<b>S.42376</b> Contact Set (Later 25D Distributor)	423153 829925M1	<b>TEA20, TED20</b> Standard 85mm Alternative to S.42372
4	<b>S.42373</b> Condenser	407044	<b>TEA20, TED20</b> Standard 85mm, 87mm
5	<b>S.42374</b> Rotor Arm	408355 829927M1	<b>TEA20, TED20</b>
6	<b>S.42377</b> Ignition Coil (Screw in leads)	LA12 570062M3	<b>TEA20, TED20</b>
7	<b>S.43579</b> Acorn - Fits S.42377 Coil	-	<b>TEA20, TED20</b>
8	<b>S.41169</b> Distributor Cap	829937M1 DDB163	<b>TEA20, TED20</b> Standard 80mm, 85mm
9	<b>S.61907</b> Distributor Cap - Delco	1750144M91	<b>TE20</b> Continental Z120
10	<b>S.42484</b> Spark Plug (14 x 23mm reach)	N21	<b>TED20</b> Standard 85mm, 87mm Petrol TVO
11	<b>S.42611</b> Spark Plug (14 x 15mm reach)	L86C	<b>TE20, TEA20, 35, 135</b> Standard 80mm, 85mm, 87mm Petrol
12	<b>S.61969</b> Spark Plug (18mm reach)	-	<b>TE20</b> Continental Z120
13	<b>S.67802</b> Glow Plug - Inlet Manifold	826205M1	<b>TEF20</b>
14	<b>S.61336</b> Glow Plug - Cylinder Head	826205M1 829162M1	<b>TEF20</b>
15	<b>S.61558</b> Ignition Kit (Delco Distributor) Contains: Points, Condenser & Rotor Arm	-	<b>TE20</b> Continental Z120
16	<b>S.42941</b> Ignition Kit	-	<b>TED20</b> 85mm LO/VO Models
17	<b>S.42734</b> Ignition Kit	-	<b>TED20</b> Distributer 85mm VO/LO Models
18	<b>S.42733</b> Ignition Kit	-	<b>TEA20</b> 80mm + 85mm Petrol only Models
19	<b>S.43666</b> Full Ignition Kit	-	<b>TE20, TEA20</b>
20	<b>S.43667</b> Full Ignition Kit	-	<b>TED20</b>
21	<b>S.18328</b> HT Lead 30M Coil, No Resistive Copper Core Cable PVC - Black	-	<b>TE20, TEA20, TED20</b>
22	<b>S.42375</b> Ignition Lead Set	-	<b>TE20, TEA20, TED20</b>
23	<b>S.42779</b> Ignition Lead Set	19897A91	<b>TO20, TO30, TO35, F40</b> Continental Z120, 129, 134, 145 Delco Distributors.
24	<b>S.61548</b> Coil - 6V (without internal resistor)	-	Universal
25	<b>S.61016</b> Coil - 12V (without internal resistor)	-	Universal

MF10





	Description	OEM Ref:	Applications
1	<b>S.73529</b> Round Head Light with emblem on lens (RH/LH)	060226/7	<b>TE20, TEA20, TED20, TEF20, 35, 65, 765</b>
2	<b>S.43940</b> Head Lamp Assembly	060226 060227	<b>TE20, TEA20, TED20, TEF20, 35, 35X, 65, 765</b>
3	<b>S.7835</b> Round Head Light with emblem on lens (LH)	54052328	<b>35, 35X, 65, 765</b>
4	<b>S.7836</b> Round Head Light with emblem on lens (RH)	54052329	<b>35, 35X, 65, 765</b>
5	<b>S.4278</b> Head Light - Round	54052545	<b>(135, 165, 175, 178 fits early metal cowl)</b>
6	<b>S.41106</b> Cowl - Headlamp (RH)	1860183M1	<b>135, 148, 165, 168, 175, 178, 185, 188</b>
7	<b>S.41105</b> Cowl - Headlamp (LH)	1860184M1	<b>135, 148, 165, 168, 175, 178, 185, 188</b>
8	<b>S.41107</b> Cowl Fixing Kit	3405151M91	<b>135, 148, 165, 168, 175, 178, 185, 188</b>
9	<b>S.41948</b> RH Headlight & Cowlkit (LH Dip)	-	<b>135, 148, 165, 168, 175, 178, 185, 188</b>
10	<b>S.41947</b> LH Headlamp & Cowlkit (LH Dip)	-	<b>135, 148, 165, 168, 175, 178, 185, 188</b>
11	<b>S.75958</b> Work Lamp - Rectangular, cab roof mounted (RH/LH)	3713137M1	<b>(4225, 4235, 4240, 4245, 4255, 4260, 4265, 4270, 4325, 4335, 4345, 4355, 4365, 4370 Germany Only&gt;K37008), 6120, 6130, 6140, 6150, 6160, 6170, 6180, 6190, 6235, 6245, 6255, 6260, 6265, 6270, 6280, 6290, 8110, 8120, 8130, 8140, 8150, 8160, 8170, 8180, 8210, 8220, 8240, 8250, 8260, 8270, 8280</b>
12	<b>S.41108</b> Head Light - Round RH (LH DIP) <b>S.41110</b> Head Light - Round RH (RH DIP)	1672766M9116 72768M91	<b>135, 148, 165, 168, 175, 178, 185, 188, 230, 235, 240, 245, 250, 253, 255, 263, 265, 275, 290, 298, 375E, 390E, 550, 565, 575, 590, 595, 675, 690, 698, 698T, 699, 1200, 1250, (2620, 2640, 2645, 2680, 2685, 2720, 2725 S/No. 271213&gt;)</b>
13	<b>S.41109</b> Head Light - Round LH (LH DIP) <b>S.41111</b> Head Light - Round LH (RH DIP)	1672767M9116 72769M91	<b>135, 148, 165, 168, 175, 178, 185, 188, 230, 235, 240, 245, 250, 253, 255, 263, 265, 275, 290, 298, 375E, 390E, 550, 565, 575, 590, 595, 675, 690, 698, 698T, 699, 1200, 1250, (2620, 2640, 2645, 2680, 2685, 2720, 2725 S/No. 271213&gt;)</b>
14	<b>S.42800</b> Head Light - Round RH/LH (RH DIP)	6200027M91	<b>(440 2WD &gt;236369), (440 4WD &gt;236556), (460 2WD &gt;239117), (460 4WD &gt;236903)</b>
15	<b>S.42837</b> Head Light Assembly RH/LH (RH DIP) <b>S.42424</b> Head Light Assembly	1693944M9316 93943M93	<b>(240, 243, 253, 263 4WD), 340, 342, 350, 352, 355, 360, 362, 362N, 365, 372N, 375, 390, 390T, 396, 398, 399, (3050, 3060, 3065, 3070, 3080, 3085, 3090, 3095, 3115, 3120, 3120, 3125, 3610, 3630, 3635, 3650, 3655, 3670, 3680 B153020&gt;), (6120, 6130, 6140&gt;F108027), 9240</b>
16	<b>S.107396</b> Headlight - RH	6200027M91	<b>(440 2WD &gt;236369), (440 4WD &gt;236556), (460 2WD &gt;239117), (460 4WD &gt;236903)</b>
17	<b>S.43904</b> Headlamp LH/RH (LH Dip)	3824711M92/3 809345M91	<b>4215, 4220, 4225, 4235, 4240, 4245, 4255, 4260, 4265, 4270, 4315, 4320, 4325, 4335, 4345, 4355, 4360, 4365, 4370, 6235, 6245, 6255, 6260, 6265, 6270, 6280, 6290, 8210, 8220, 8240, 8250, 8260</b>
18	<b>S.43905</b> Headlamp LH/RH (RH Dip)	3824712M91/3 809346M91	<b>4215, 4220, 4225, 4235, 4240, 4245, 4255, 4260, 4265, 4270, 4315, 4320, 4325, 4335, 4345, 4355, 4360, 4365, 4370, 6235, 6245, 6255, 6260, 6265, 6270, 6280, 6290, 8210, 8220, 8240, 8250, 8260</b>
19	<b>S.43906</b> Headlamp LH/RH (LH Dip)	3713798M91	<b>6110, 6130, 6140, 6150, 6160, 6170, 6180, 6190, (6260, 6270, 6280, 6290 less Cab), 8120, 8120, 8130, 8140, 8150, 8160, 8170, 8180, 8270, 8280</b>
20	<b>S.43907</b> Headlamp LH/RH (RH Dip)	3713799M91	<b>6120, 6130, 6140, 6150, 6160, 6170, 6180, 6190, (6260, 6270, 6280, 6290 less Cab), 8110, 8120, 8130, 8140, 8150, 8160, 8170, 8180, 8270, 8280</b>
21	<b>S.41294</b> Adaptor - Head Lamp	3405150M91	<b>135, 165, 240, 245, 250, 255, 260, 275, 285, 290, 298, 575, 590, 675, 690, 698, 699, 2620, 2640, 2645, 2680, 2685, 2720, 2725</b>
22	<b>S.56388</b> Head Light - Cobo RH/LH (LH DIP)	916369M91	<b>595, 595MKII, (1135, 1155 UK Spec.Rectangular Lamps) (2640, 2680 &gt;271212) Combine 506, 507</b>
23	<b>S.59317</b> Lamp Housing	1694993M5	<b>340, 342, 350, 352, 355, 360, 362, 365, 375, 390, 390T, 396, 398, 399</b>
24	<b>S.43718</b> Instrument Panel Light	880441M1	<b>135, 148, 165, 168, 175, 178, 185, 188</b>

MF10





MF10

	Description	OEM Ref:	Applications
1	<b>S.31904</b> Light - Front (RH)	963401M1, 963399M91, 1642949M1	<b>(122, 130 Germany), (133, 135, 140 Belgium/Germany), (155 Germany), (165MKIII Belgium/Germany), (1080 Except UK)</b>
	<b>S.31903</b> Light - Front (LH)	963402M1, 963400M91, 1642948M1	
2	<b>S.41126</b> Rear Light	884001M92, 54057291	<b>135, 148, 165, 168, 175, 178, 185, 188</b>
	<b>S.41125</b> Lens - Red	54587713	
3	<b>S.41128</b> Light - Rear (RH) 54°	1678869M91	<b>174F, 194F, 230, 240, 243, 250, 253, 263, 265, 275, 290, 298, 340, 374AP, 374F, 374FP, 374H, 374GE, 374SP, 375E, 390E, 394AP, 394F, 394FP, 394GE, 394H, 394SP, 550, 565, 575, 590</b>
	<b>S.41127</b> Light - Rear (LH) 54°	1678868M91	
4	<b>S.41400</b> Light - Rear (RH/LH)	1682738M91	<b>(230, 240, 250, 253 With Safety Fenders)</b>
5	<b>S.56274</b> Light - Rear (LH)	1425885M92	<b>154, 174, 233, 253, 254, 263T, 264T, 273, 274, 274SK, 283, 284, 284S, 293, 294, 294S, 675, 690, 698, 698T, 699, 1004, 1004T, 1014, 1024, 1114, 1134</b>
	<b>S.56275</b> Lens	1426607M1	
5	<b>S.56276</b> Light - Rear (RH)	1425886M92	<b>154, 174, 233, 253, 254, 263T, 264T, 273, 274, 274SK, 283, 284, 284S, 293, 294, 294S, 675, 690, 698, 698T, 699, 1004, 1004T, 1014, 1024, 1114, 1134</b>
	<b>S.56277</b> Lens	1426609M1	
6	<b>S.56289</b> Light - Front (LH)	1425883M93	<b>154, 174, 233, 253, 254, 263T, 264T, 273, 274, 274SK, 283, 284, 284S, 293, 294, 294S, 675, 690, 698, 698T, 699, 1004, 1004T, 1014, 1024, 1114, 1134</b>
	<b>S.56290</b> Lens - Amber/White (LH)	1426603M1	
6	<b>S.56291</b> Light - Front (RH)	1425884M93	<b>154, 174, 233, 253, 254, 263T, 264T, 273, 274, 274SK, 283, 284, 284S, 293, 294, 294S, 675, 690, 698, 698T, 699, 1004, 1004T, 1014, 1024, 1114, 1134</b>
	<b>S.56361</b> Lens - Amber/White (RH)	1426605M1	



		Description	OEM Ref:	Applications
1	<b>S.56366</b>	Light - Front (RH)	1678990M91	<b>174F, 194F, 240, 243, 250, 253, 263, (265 193552&gt;), (275 221522&gt;), (290 387021&gt;), 298, 374, (375E P12018&gt;), (390E P06156&gt;), (394F &gt;8/94), 394</b>
	<b>S.56364</b>	Light - Front (LH)	1678991M91	
	<b>S.56365</b>	Lens	3310292M91	
2	<b>S.56367</b>	Light - Front (LH)	3809602M91	<b>(362, 365, 375, 390 A29151&gt;), (390 B18009), (398, 399 A29151&gt;), 4215, 4220, 4225, 4235, 4240, 4245, 4255, 4260, 4265, 4270, 4315, 4320, 4325, 4335, 4345, 4355, 4360, 4365, 4370</b>
	<b>S.56368</b>	Light - Front (RH)	3809603M91 3699483M91	
	<b>S.56205</b>	Lens		
3	<b>S.71008</b>	Light - Rear (RH/LH)	1695847M91	<b>350, 355, 360, 362, (365, 375, 390, 398 V52268&gt;A29150), 399</b>
4	<b>S.71009</b>	Light - Rear (RH/LH)	3536200M91	<b>342, 350, 352, 353, 353LX, 353S, 355, 360, 362, 362N, 363, 363LX, 363S, 365, 375, 377, 382N, 383, 383LX, 383S, 387, 390, 390T, 393, 393LX, 393S, 393TLX, 396, 397, 397T, 398, 399, 1007, 4225, 4235, 4240, 4245, 4255, 4260, 4265, 4270, 4315, 4320, 4325, 4335, 4345, 4355, 4360, 4365, 4370</b>
	<b>S.71011</b>	Lens - Red/Amber	3311571M91	
5	<b>S.56139</b>	Light - Front (RH/LH)	3387450M91	<b>353LX, 353S, 363LX, 363S, 373LX, 373S, 383LX, 383S, 393LX, 393S, 393TLX, 3050, 3060, 3065, 3070, 3075, 3080, 3085, 3090, 3115, 3120, 3125, 3610, 3630, 3635, 3645, 3650, 3655, 3670, 3680, 3690</b>
	<b>S.56205</b>	Lens	1424346M1	
6	<b>S.71036</b>	Light - Rear (RH/LH)	3763386M92, 3763387M92, 3698192M91	<b>362, 362N, (365 V52268&gt;), 372N, (375 V52268&gt;), 382N, (390, 390T, 398 V52268&gt;), 399</b>
	<b>S.56279</b>	Lens	3310307M91	
7	<b>S.42187</b>	Light - Rear 28° (RH)	1674073M91	<b>(560, 565, 575, 590, 592, 595 28° Incline Fenders)</b>
	<b>S.42188</b>	Light - Rear 28° (LH)	1674074M91	

MF10

		Description	OEM Ref:	Applications
1	<b>S.56105</b>	Light - Rear (LH)	3042085M2	<b>2620, 2625, 2640, 2645, 2680, 2685, 2720, 2725</b>
	<b>S.56196</b>	Lens - Red/Amber (LH)	3100765M1	
1	<b>S.56106</b>	Light - Rear (RH)	3042086M2	<b>2620, 2625, 2640, 2645, 2680, 2685, 2720, 2725</b>
	<b>S.56197</b>	Lens - Red/Amber (RH)	3100766M1	
2	<b>S.56108</b>	Light - Rear (RH/LH)	3713911M92, 3389964M91	<b>3050, 3060, 3065, 3070, 3075, 3080, 3085, 3090, 3095, 3115, 3120, 3125, 3610, 3630, 3635, 3645, 3650, 3655, 3670, 3680, 3690, 6120, 6130, 6140, 6150, 6160, 6170, 6180, 6190, 6235, 6245, 6255, 6260, 6265, 6270, 6280, 6290, 8110, 8120, 8130, 8140, 8150, 8160, 8170, 8180, 8210, 8220</b>
3	<b>S.56204</b>	Lens - Red/Amber	3105050M1	<b>3050, 3060, 3065, 3070, 3075, 3080, 3085, 3090, 3095, 3115, 3120, 3125, 3610, 3630, 3635, 3645, 3650, 3655, 3670, 3680, 3690, 6120, 6130, 6140, 6150, 6160, 6170, 6180, 6190, 6235, 6245, 6255, 6260, 6265, 6270, 6280, 6290, 8110, 8120, 8130, 8140, 8150, 8160, 8170, 8180, 8210, 8220</b>
4	<b>S.43041</b>	Front/Rear Side Light (RH/LH)	52455A	<b>35, 35X</b>
	<b>S.42728</b>	Lens - Side Light - Red	-	<b>35, 35X</b>
	<b>S.42729</b>	Lens - Side Light - Clear	-	<b>35, 35X</b>
	<b>S.42730</b>	Light - Side (Rubber Surround)	-	<b>35, 35X</b>
5	<b>S.41131</b>	Side Light - White	52391	<b>135, 148, 165, 168, 175, 178, 185, 188</b>
6	<b>S.41133</b>	Side Light (RH/LH)	1678580M91	<b>230, 240, 243, 250, 253, 263, 265, 275, 290, 340</b>
7	<b>S.41134</b>	Light - Front (LH/RH)	1678991M91	<b>174F, 194F, 230, 240, 243, 250, 253, 263, 265, 275, 290, 298, 374AP, 374F, 374H, 374GE, 374SP, 375E, 390E, 394AP, 394F, 394FP, 394H, 394GE, 394SP</b>
8	<b>S.41132</b>	Number Plate Light (12V)	54361	<b>35, 35X, 65, 122, 130, 133, 135, 145, 148, 152, 155, 158, 165, 168, 175, 178, 185, 188, 230, 240, 235, 240, 245, 250, 255, 260, 275, 285, 290, 298, 550, 565, 575, 590,</b>
9	<b>S.51115</b>	Work Lamp	-	Various
10	<b>S.42792</b> <b>S.28397</b>	Work Lamp (Shallow) Bulb (12V/36W)	886997M91 886998M91 1886656M91	<b>135, 148, 165, 168, 175, 178, 185, 188, 240, 265, 275, 290, 550, 560, 565, 575, 590, 1080, 1200, 1250, 2675, 2705, 2745, 2775, 2805</b>
11	<b>S.7964</b>	Work Lamp Set	-	<b>3050, 3060, 3065, 3070, 3075, 3080, 3085, 3090, 3095, 3115, 3120, 3125, 3610, 3630, 3635, 3645, 3650, 3655, 3670, 3680, 3690,</b>
12	<b>S.4710</b>	Waterproof Horn (12V)	794220M1, 1678404M1	Suitable for all models requiring a Horn
13	<b>S.43723</b>	Reflector c/w Bracket	1884480M1 57147	<b>135, 148, 165, 168, 175, 175S, 178, 185, 188, 240, 265, 275, 290</b>
14	<b>S.43796</b>	Plough Light Assembly complete with Switch (Original Design)	-	<b>35, 35X, 65, 130,135, 165, 175, 178</b>
15	<b>S.43786</b>	Plough Light Assembly complete with Switch (Original Design)	-	<b>35, 35X, 65, 130,135, 165, 175, 178</b>
16	<b>S.43787</b>	Switch Cover	557236M1	<b>35, 35X, 65, 130,135, 165, 175, 178</b>
17	<b>S.56230</b>	Hella Work Lamp - Compact	3701680M91	Various
18	<b>S.22391</b>	Work Lamp - Single Power (12V)	3786668M93	<b>5425, 5435, 5445, 5455, 5460, 5465, 6445, 6455, 6460, 6465, 6470, 6475, 6480, 6485, 6490, 6495, 6497, 6499, 7465, 7474, 7480, 7485, 7490, 8450, 8460, 8470, 8480</b>
19	<b>S.22392</b>	Work Lamp - Twin Power (12V)	3786666M91	<b>5425, 5435, 5445, 5455, 5460, 5465, 6445, 6455, 6460, 6465, 6470, 6475, 6480, 6485, 6490, 6495, 6497, 6499,7465, 7474, 7480, 7485, 7490, 8450, 8460, 8470, 8480</b>
20	<b>S.22682</b>	Work Lamp - Single Power (12V)	3786664M91	<b>5425, 5435, 5445, 5455, 5460, 5465, 6445, 6455, 6460, 6465, 6470, 6475, 6480, 6485, 6490, 6495, 6497, 6499, 7465, 7474, 7480, 7485, 7490, 8450, 8460, 8470, 8480</b>
21	<b>S.22683</b>	Work Lamp - Twin Power (12V)	3786665M91	<b>5425, 5435, 5445, 5455, 5460, 5465, 6445, 6455, 6460, 6465, 6470, 6475, 6480, 6485, 6490, 6495, 6497, 6499,7465, 7474, 7480, 7485, 7490, 8450, 8460, 8470, 8480</b>

MF10




MF10



Applications	Starter	Gear Reduction Unit	Solenoid	Armature	Field Coils	Brush Set	Drive Pinion
<b>TEA20, TED20, 35, 135</b> Standard 85 & 87mm Petrol (Heavy duty 9 tooth - replaces 10T)	<b>S.41136</b> 25038						
<b>TE20</b> 6V Standard 80mm, 85mm	<b>S.60354</b> -						
<b>TEF20, FE35 Standard 20C, 23C Diesel</b> (When replacing earlier pre-engaged starters fitted to TEF20 models some modifications are required)	<b>S.68279</b> 26071 LRS157		<b>S.41144</b> 1047083M91	<b>S.41148</b> 1893410M91, TIB113	<b>S.41151</b> 1015997M91, 1895229M91, 3901196M91, TEB132	<b>S.41153</b> 1012013M91, 1714525M1, 1810743M91, 1887955M91,	
-	<b>S.36103</b> -						
<b>25, 122, 130, 825</b>	<b>S.42992</b> 966431M91 966448M91 967509M1						
<b>35, 65, 133, 134C, 135, 140, 145, 148, 152, 154C, 155, 165, 230, 234, 235, 240, 245, 250, 253, 254, 255, 340, 342, 350, 352, 355, 360</b> Industrial <b>20D, 20F, 30E, 30H, 40E, 50</b> Perkins A3.152, AD3.152, A4.203, AD4.203 Temperate Climate	<b>S.68275</b> 3763363M92 1808449M2 1871433M1 968856M1 26264 26412 LRS190	<b>S.68272</b> -	<b>S.41145</b> 1632988M91, TOB134	<b>S.41149</b> 1639400M1, 54243590, TIB108	<b>S.41151</b> 1015997M91, 1895229M91, 3901196M91, TEB132	<b>S.41153</b> 1012013M91, 1714525M1, 1810743M91, 1887955M91,	<b>S.41155</b> 1894395M91 54247034 TMB120
<b>35, 65, 133, 134C, 135, 140, 145, 148, 152, 154C, 155, 165, 230, 234, 235, 240, 245, 250, 253, 254, 255, 340, 342, 350, 352, 355, 360</b> Industrial <b>20D, 20F, 30E, 30H, 40E, 50</b> Perkins A3.152, AD3.152, A4.203, AD4.203 Cold Climate	<b>S.41138</b> 3597371M2 3763363M92 1868283M3 26411 LRS301		<b>S.41146</b> 1094197M91, 1889779M1, 1893404M91, 1897313M91, 3473937M91, 3474587M1, 77010, TOB110	<b>S.41150</b> 3.3"Ø 1887964M91, 1897268M92, TJB103	<b>S.41152</b> 1897291M91, 54245574, TEB129	<b>S.41154</b> 1094189M91, 1810576M91, 1810743M91, 1887963M91, 1895352M1	<b>S.41156</b> 1893713M91 TMB100
<b>165, 168, 175, 178, 185, 188, 265, 275, 290, 298, 362, 362N, 365, 372N, 375, 382N, 390, 390T, 396, 398, 399, 565, 575, 590, 595, 675, 690, 698, 698T, 699, 1004, 1004T, 3050, 3060, 3065, 3070, 3075</b> Combines <b>240, 307, 440, 506, 507, 520, 525</b> Industrial <b>50, 50B, 50BMKIII, 50D, 50E/EX, 50F, 50H/HX, 50H/H"S", 60H/H"S"</b> Perkins A4.212, A4.236, A4.248, A4.318, 1004, 1004T Temperate Climate	<b>S.68277</b> 3763362M94 3597372M2 1868285M3 1860093M2 26410	<b>S.68269</b> -	<b>S.41147</b> 1047083M91, 1632988M91, 3475771M91, 700717664, 76803, 76891, 76892, 76897, 76899, 76902, 76908, 76940, 76983, 77034, 77035, H1284365C2, TOB162	<b>S.41149</b> 2.92"Ø 1639400M1, 54243590, TIB108	<b>S.41151</b> 1015997M91, 1895229M91, 3901196M91, TEB132	<b>S.41153</b> 1012013M91, 1714525M1, 1810743M91, 1887955M91,	<b>S.41155</b> 1894395M91 54247034 TMB120
<b>165, 168, 175, 178, 185, 188, 265, 275, 290, 298, 362, 362N, 365, 372N, 375, 382N, 390, 390T, 396, 398, 399, 565, 575, 590, 595, 675, 690, 698, 698T, 699, 1004, 1004T, 3050, 3060, 3065, 3070, 3075</b> Combines <b>240, 307, 440, 506, 507, 520, 525</b> Industrial <b>50, 50B, 50BMKIII, 50D, 50E/EX, 50F, 50H/HX, 50H/H"S", 60H/H"S"</b> Perkins A4.212, A4.236, A4.248, A4.318 Cold Climate	<b>S.68277</b> 3763362M94 3597372M2 1868285M3 1860093M2 26410	<b>S.68269</b> -	<b>S.41146</b> 1094197M91, 1889779M1, 1893404M91, 1897313M91, 3473937M91, 3474587M1, 77010, TOB110	<b>S.41150</b> 1887964M91, 1897268M92, TJB103	<b>S.41152</b> 1897291M91, 54245574, TEB129	<b>S.41154</b> 1094189M91, 1810576M91, 1810743M91, 1887963M91, 1895352M1	<b>S.41156</b> 1893713M91 TMB100

MF10



MF10

Applications	Starter	Gear Reduction Unit	Solenoid	Armature	Field Coils	Brush Set	Drive Pinion
(235 Brazil), (250X Brazil), (265 Brazil), (275 Brazil), (290 Brazil), (292 Brazil), (295 Brazil), (296 Brazil), (297 Brazil), (298 Brazil), (299 Brazil), (415), (425 2WD >238493), (425 4WD >237827), (435 2WD >236860), (435 4WD >236060), (440 2WD >236369), (440 4WD >236556), (445 2WD >BS035008), (445 4WD >236223), (460 2WD >239117), (460 4WD >236903), (465 4WD >236367), (475 4WD >238868), (481 Japan Only), (492 Japan Only), 5335, 5340, 5355, 5360	<b>S.43908</b> 1482841M92						
465, 475, 5365, 650, 660, 680	<b>S.43978</b> 2834390M91						
3330, 3340, 3350, 3355 177, 187, 307, 506, 520, 525, 620, 625	<b>S.35976</b> -						
2620, 2640, 2680, 2720	<b>S.41141</b> 1618050M4 27533 26398		<b>S.41737</b> 1052442M91 TOB175		<b>S.41152</b> 1897291M91, 54245574, TEB129	<b>S.41154</b> 1094189M91, 1810576M91, 1810743M91, 1887963M91, 1895352M1	
2645, 2685, 2725, 3080, 3090, 3610, 3630, 3650	<b>S.41141</b> 1618050M4 27533 26398		<b>S.41759</b> 3473296M91 TPB122			<b>S.41154</b> 1094189M91, 1810576M91, 1810743M91, 1887963M91, 1895352M1	
3050, 3060, 3065, 3070, 3075, 4215, 4220, 4225, 4235, 4245, 4255, 4260, 4265, 6110, 6120, 6130, 6140, 6150 Perkins A4.236, A4.238, AT4.236, 1006.6	<b>S.36199</b> 3821818M91						
3085, 3095, 3115, 3120, 3125, 3635, 3645, 3655, 3670, 3680, 3690, 6160, 6170, 6180, 6190, 8110, 8120, 8130, 8140, 8150, 8160 Perkins 1006.6T	<b>S.36105</b> 1447732M1 3581576M3	<b>S.68323</b> -					
4325, 4335, 4345, 4355	<b>S.36199 *</b> 3821818M91						
5465, 6260, 6270, 6280, 6290, 6465, 7475, 7480, 8210, 8220, 8240, 8250, 8260	<b>S.36200 *</b> 3784889M2 3823621M91						
8170	<b>S.35992</b> 3777247M1	<b>S.65598</b> -					
8170	<b>S.64051</b> -						
Perkins Phaser 1006	<b>S.42473</b> -						
291 Advanced, 471, 481, 491, 492, 573, 583, 593, 596, 3435 VSF, 3445 VSF, 3455 VSF Perkins: 1103D-33, 1103D-33T, 1103D-33TA, 1104D-44, 1104D-44T, 1104D-44TA		<b>S.68296</b> 4225326M91 2873K405					

MF10



S.43109



S.41162



S.35965



S.35925



S.359661



S.42282



S.50534



S.43977



S.35944

	Description	OEM Ref:	Applications
S.43109	Dynamo - 11 amp. Supercedes S.41157	897104M92	TEA20, TED20, TEF20, FE 35, 35, 35X, 65, 135, 148, 155, 158, 165, 168, 175, 178, 185, 188
S.41162	Alternator - 70 amp	1895271M91 24087 LRA361	133 (S165043>), 135, 135MKIII (S165043>), 135V (S165043>), 145, 145MKIII (S165043>), 145V (S165043>), 148, 148MKIII (S165043>), 152, 152MKIII (S165043>), 152F (S165043>), 158, 158MKIII, 158F (S165043>), 158S, 158V, 168, 168MKIII, 168F (S165043>), 168S, 230, 235, 240, 245, 250, 255, 260, 265, (275, 290>P12017), 285, 290, 298, 375E (P12018>, 390E (P06156>)
S.35965	Alternator	-	154F, 154S, 154V, 365, 373, 373S, 374V, 375, 377, 383, 383S, 384, 384S, 387, 390, 3085, 3095, 3115, 3120, 3125, 3635, 3645, 3655, 3670, 3680, 3690 (Motor 1000-6T)
S.35925	Alternator - 55 amp	1447706M91	174, 174F, 174S, 174V, 184, 184F, 184S, 194, 194F, 194S, 273, 274, 274S, 274SK, 283, 284, 293, 294
S.359661	Alternator (12V) - 45 amps Supercedes S.50533, S.42281 & S.50531.	1447634M91, 1897695M91, 3698016M91, 3930501E91, 3930501E91ATG, 3930501R91, 3930501T, 3933142M91, LRA460	230, 240, 253, 263, 340, 350, 355, 360, 365, 375, 390, 390T, 398, 399, 698T, 699, 1004T
S.42282	Alternator - 70 amp (3 Lug Fixing)	3478360M91 LRA958	340, 350, 355, 360, 362, 375, 390, 390T, 396, 398, 399, (3095, 3115, 3125, 3635, 3645, 3655>B193012), 4215, 4220, 4225, 4235, 4245, 4255, 4260, 4270, 6160, 6170, 6180, 6190, 6235, 6245, 6255, 6260, 6265, 6270, 6280, 6290, 8110, 8120, 8130, 8210, 8220 Telehandler 8925, 8926, 8937, 8939
S.50534	Alternator - 65 amp	3538541M91, 3552682M91	393TLX, 394TAQ, 396CT, 397T, 1004, 1007
S.43977	Alternator	3589442M91	465, 475, 5365, 650, 660, 680
S.35944	Alternator	3589435M91	(235 Brazil), (250X Brazil), (265 Brazil), (275 Brazil), (283 Brazil), (290 Brazil), (292 Brazil), (297 Brazil), (298 Brazil), (299 Brazil), (415), (425 2WD >238493), (425 4WD >237827), (435 2WD >236860), (435 4WD >236060), (440 2WD >236369), (440 4WD >236556), (445 2WD >BS035008), (445 4WD >236223), (460 2WD >239117), (460 4WD >236903), (465 4WD >236367), (475 4WD >238868), (481 Japan Only), (492 Japan Only), 5335, 5340, 5355, 5360

MF10





	Description	OEM Ref:	Applications
S.359381	Alternator - 65 amp. Supercedes S.41163.	3405390M91 23835 LRA220	20F, 275, 290, 3080, 3090, 30B, 30D, 3610, 3630, 3650, 375E, 390E, 40B, 50A, 550, 560, 565, 575, 590, 675, 690, 698, 698T Perkins A4.212, A4.236, A4.248, AD3.152, AD4.203
S.43795	Alternator (IA0970)	3788017M91	5425, 5435, 5445, 5455, 5460, 5465, (6235, 6245, 6255, 6260, 6265, 6270, 6280, 6290, 8210, 8220 >K289025>)
S.36232	Alternator	3780634M1 3777677M1	6120, 6130, 6140, 6150, 6160, 6170, 6180, 6190, (6235, 6245, 6255, 6260, 6265, 6270, 6280, 6290 >K289024), 8110, 8120, 8130, 8140, 8150, 8160, (8210, 8220 >K289024)
S.35960	Alternator - 55 amp 14V	-	50
S.50532	Alternator - 45 amp (15mm Shaft) (24062/LRA113)	-	50B, 50B MKII, 50D, 50H, 50HX
S.41158	Pulley - Dynamo	731003M2 31141425	35, 35X, 65, 135, 148, 155, 158, 165, 168, 175, 178, 185, 188
S.43562	Pulley - Dynamo	825365M1	TE20, 35 87mm Petrol
S.41166	Control Box. Supercedes S.65579	NCB120	TEA20, TED20, TEF20
S.65580	Control Box (Bullet Connector Type)	-	TEA20, TED20, TEF20
S.41167	Bullet Connector Type	37228 NCB112	FE35, 35, (35X Early), 65
S.41168	Spade Connector Type	37403 NCB119	(35X, 65MKII Later), 135, 148, 155, 158, 165, 168, 175, 178, 185, 188
S.41164	Regulator	1897383M1 UCB100	133, 135, 145, 148, 152, 158, 168, 230, 240, 250, 265, (275, 290>P12017) A4.248
S.41165	Regulator	1894615M1 UCB109	(275, 290 P12018>), 375E, 390E, 550, 560, 565, 575, 590, 675, 690, 698, 698T
S.41160	Brush Set - Dynamo	1024034M91, 227541	TEA20, TED20, TEF20, FE35, 35, 35X, 65, 135, 148, 155, 158, 165, 168, 175, 178, 185, 188
S.41161	Brush Set - Alternator	1887426M1	133, 135, 145, 148, 152, 158, 168, 230, 240, 250, 265, (275, 290>P12017), (275, 290 P12018>), 375E, 390E, 550, 560, 565, 575, 590, 675, 690, 698, 698T
S.43725	Dynamo Guard	1884370M1	65, 165, 168, 175, 175S, 178, 185, 188

MF10



S.41068



S.41069



S.41070



S.41076



S.41081



S.41082



S.42976



S.61467



S.42754



S.41088



S.41072



S.41073



S.41083



S.41084



S.41080



S.41071



S.41085



S.41090




S.41086



S.41079

	Description	OEM Ref:	Applications
S.41068	Tractormeter (KPH)	1850092M93	<b>FE35</b> 23C, 87mm >307657
S.41069	Tractormeter (MPH)	1850093M93	<b>FE35</b> 23C, 87mm >307657
S.41070	Tractormeter (KPH)	890223M92	<b>(35&gt;307657 - A3.152)</b>
S.41076	Tractormeter (MPH)	193890M91, 890421M92	<b>(35&gt;307657 - A3.152)</b> PTO 536 RPM at 1500 RPM Standard belt speed at 2000 RPM
S.41081	Tractormeter (KPH)	894429M91	<b>(35 307658&gt; - A3.152)</b>
S.41082	Tractormeter (MPH)	894428M91	<b>(35 307658&gt; - A3.152)</b> PTO 540 RPM at 1700 RPM. Standard belt speed at 2300 RPM
S.42976	Tractormeter (MPH)	894423M91	<b>(35 23C, 87mm (Petrol, VO &amp; LO Engines) 307658&gt;)</b>
S.61467	Tractormeter (Gas Engine)	193955M91	<b>35</b> Turf & Utility, <b>65</b> Utility
S.42754	Tractormeter (MPH)	193966M91, 193967M91	<b>(50, 65</b> Low Clearance with 1500 RPM 540 PTO), (50 Utility Continental engine)
S.41088	Tractormeter (MPH)	898461M92	<b>(135 6 Speed - Single Clutch)</b>
S.41072	Tractormeter (KPH)	899423M91	<b>(135 6 Speed - Dual Clutch)</b>
S.41073	Tractormeter (MPH)	898465M92	<b>(135 6 Speed - Dual Clutch)</b>
S.41083	Tractormeter (KPH)	1860018M91	<b>(135, 148 8 Speed)</b>
S.41084	Tractormeter (MPH)	1860057M91	<b>(135, 148 8 Speed)</b>
S.41080	Tractormeter (KPH)	908472M1	<b>(133, 135, 140, 145, 148, 152 8 Speed-French Models)</b>
S.41071	Tractormeter (KPH)	899657M92	<b>(135, 148 Multi-Power)</b>
S.41085	Tractormeter (MPH)	898469M91	<b>(135, 148 Multi-Power)</b>
S.41090	Tractormeter (KPH)	899421M91	<b>(165, 168, 175, 178, 185, 188 6 Speed)</b>
S.41086	Tractormeter (MPH)	898485M92	<b>(165, 168, 175, 178, 185, 188 6 Speed)</b>
S.41079	Tractormeter (KPH)	908473M1	<b>(155, 158, 165, 168, 185, 188 8 Speed-French Models)</b>
S.41087	Tractormeter (MPH)	1860063M91	<b>(165, 168, 185 188 8 Speed)</b>
S.41074	Tractormeter (KPH)	899663M91	<b>(165, 168, 175, 178, 185, 188 Multi-Power-UK Models)</b>
S.41075	Tractormeter (MPH)	898489M91	<b>(165, 168, 175, 178, 185, 188 Multi-Power-UK Models)</b>
S.41089	Tractormeter (Drive in clockwise)	1674638M92, 1877718M92	<b>230, 235, 240, 245, 250, 253, 255, 550,</b>

MF10



	Description	OEM Ref:	Applications
S.41077	Tractormeter (Drive in anti clockwise)	1674637M91, 1875187M92	158, 240, 253, 260, 265, 275, 290, 285, 298, 375E, 390E, 560, 565, 575, 590, 592, 595
S.107393	Tractormeter	067265R1	(298 Brazil), (425 2WD >238493), (425 4WD >237827), (435 2WD >236860), (435 4WD >236060), (440 2WD >236369), (440 4WD >236556), (445 2WD >BS035008), (445 4WD >236223), (460 2WD >239117), (460 4WD >236903), (465 4WD >236367), (475 4WD >238868), (481 Japan Only), (492 Japan Only)
S.41097	Drive Assembly - Tacho Cable	1853144M1, 2758346	134C, 134V, 154, 154C, 154F, 154S, 154V, 164TF, 164TS, 164TV, 165, 165MKIII, 168, 168MKIII, 168F, 168S, 174, 174C, 174F, 174S, 174V, 175, 178, 184, 184F, 184S, 185, 188, 194, 194C, 194F, 194S, 233, 234C, 234CF, 234S, 240, 243, 244CF, 253, 254, 254C, 254CF, 254S, 263, 263T, 264, 264T, 364TCF, 264TS, 265, 273, 274, 274C, 274CF, 274S, 274SK, 275, 283, 284, 284S, 285, 290, 293, 294, 294C, 294S, 298, 364C, 364CF, 365, 375, 375E, 382N, 390, 390E, 390T, 398, 565, 575, 590, 592, 595, 675, 690, 698, 698T, 699, 1004, 1004T, 1080, 1104
S.42638	Tractormeter Angle Drive	829489M91	FE35, 35
S.41091	Cable (1219.2mm)	829487M91	FE35 23C
S.57448	Cable - Drive 42"-1070mm	829488M91	(35, 135 petrol engine)
S.42818	Drive -Tacho	33473106	35, 65, 135
S.41092	Cable (584.2mm). Supercedes S.41094	890232M91	35, 35X, 135, 148
S.41093	Supercedes S.41096	828033M92	65, 230, 235, 240, 245, 250, 255, 530, 765
S.42905	Drive - Tacho	1751295M91, 1751298M1, 1751299M91, 1751301M92, 1751304M1	30, 31, (35 US Built), 50, (65 US Built), 85, 88, SUPER 90, (135 US Built), 150, (175 US Built), 180, 202, 204, 1080, 1100, 2135, 2200, 2500
S.75999	Cable - Tractormeter	3308908M91, 1423769M91	154, 164TF, 164TS, 174, 184, 194, 194C, 233, 234C, 234CF, 234S, 2454CF, 253, 254, 254C, 254CF, 254S, 263T, 264T, 264TS, 273, 274, 274C, 274CF, 274S, 274SK, 283, 284, 284S, 293, 294, 294C, 294S, 394C
S.41095	Cable (1346.2mm)	882021M91, 1682557M91	165, 168, 175, 175S, 178, 185, 188, 240, 243, 253, 263, 265, 275, 290, 565, 575, 590
S.103271	Cable - Drive	1873971M92	298, 592, 595
S.42236	Cable - Tractor Meter	3302472M91	675, 690, 698, 698T, 699, 1004, 1004T
S.103272	Cable - Drive	3039521M91	2620, 2625, 2640, 2645, 2675, 2680, 2685, 2705, 2720, 2725

MF10



Side Lamp



Main Beam



Work Lamp



Hazard



Fan



Wiper



4WD Control



4WD Diff




Worklight

	Description	OEM Ref:	Applications
S.23140	Rocker Switch - Side Lamp	1694358M1+ 3597800M1	(342, 350, 355, 360, 362, 362N, 365, 372N, 375, 392N, 390, 390T, 396, 398, 399 Less Cab)
S.23158	Rocker Switch - Front Lamp	3611533M1+ 3597800M1	(340, 350, 360, 362, 365, 375, 390, 390T, 396, 398, 399 with Cab)
S.23149	Switch Insert - Main Light	3597800M1	342, 350, 355, 360, 362, 362N, 365, 372N, 375, 382N, 390, 390T, 396, 398, 399
S.23141	Rocker Switch - Main Beam	1694359M1+ 1694368M1	(342, 350, 355, 360, 362, 362N, 365, 372N, 375, 392N, 390, 390T, 396, 398, 399 Less Cab)
S.23159	Rocker Switch - Main Beam	3611536M1+ 1694368M1	(340, 350, 355, 360, 362, (365, 375, 390, 390T>B18008), 396, (398>B18008), 399 with Cab)
S.23152	Switch Insert - Dipped Beam	1694368M1	350, 355, 360, (365, 375, 390, 398>B18008), (399 A6.354.4 Engine)
S.23142	Rocker Switch - Work Lamp	1694362M1+ 1694369M1	(342, 350, 355, 360, 362, 362N, 365, 372N, 375, 392N, 390, 390T, 396, 398, 399 Less Cab)
S.18188	Switch Insert - Rear Work Light	1694369M1	(342, 350, 355, 360, 362, 362 N, 365, 372 N, 375, 390, 390 T, 396, 398, 399 Less Cab)
S.23160	Rocker Switch - Work Lamp	1694362M1+ 1694370M1	(342, 350, 355, 360, 362, 362N, 365, 372N, 375, 382N, 390, 390T, 396, 398, 399 with Cab)
S.18187	Switch Insert - Front Work Light	1694370M1	(342, 350, 355, 360, 362, 362 N, 365, 372 N, 375, 382 N, 390, 390 T, 396, 398, 399 with Cab)
S.23143	Rocker Switch - Hazard Warning	1695209M1+ 1695208M1	(342, 350, 355, 360, 362, 362N, 365, 372N, 375, 392N, 390, 390T, 396, 398, 399 Less Cab)
S.13454	Switch Insert - Dipped Beam	1695208M1	342, 350, 355, 360, 362, 362N, 365, 372N, 375, 382N, 390, 390T, 396, 398, 399
S.23144	Rocker Switch - Fan	1694365M1+ 1694372M1	342, 350, 355, 360, 362, 362N, 365, 372N, 375, 392N, 390, 390T, 396, 398, 399
S.18189	Switch Insert - Fan (Slow)		342, 350, 355, 360, 362, 362 N, 365, 372N, 375, 390, 390T, 392N, 396, 398, 399
S.23145	Rocker Switch - Wiper	1694361M1+ 1694373M1	342, 350, 355, 360, 362, 362N, 365, 372N, 375, 382N, 390, 390T, 396, 398, 399, 9240
S.18158	Switch Insert - Rear Wash/Wipe	1694373M1	342, 350, 355, 360, 362, 362N, 365, 372N, 375, 382N, 390, 390T, 396, 398, 399, 9240
S.23146	Rocker Switch - 4WD Control	3611537M1+ 3614015M1	342, 350, 355, 360, 362, 362N, 365, 372N, 375, 382N, 390, 390T, 396, 398, 399, 9240
S.23156	Switch Insert - 4WD Control	3614015M1	342, 352, 362N, 365, 372N, 375, 382N, 390, 390T, 396, 398, 399
S.23147	Rocker Switch - 4WD Differential	3611537M1+ 3613378M1	342, 350, 355, 360, 362, 362N, 365, 372N, 375, 382N, 390, 390T, 396, 398, 399, 9240
S.23157	Switch Insert - 4WD Differential Lock	3613378M1	342, 350, 360, 362, 362N, 365, 372N, 375, 382N, 390, 390T, 396, 398, 399
S.107384	Switch - Worklight	071645T1	415, (425 2WD >238493), (425 4WD >237827), , (435 2WD >236860), (435 4WD >236060), (440 2WD >236369), (440 4WD >236556), (445 2WD >BS035008), (445 4WD >236223), (460 2WD >239117), (460 4WD >236903), (465 4WD >236367), (475 4WD >238868), (481 Japan Only), (492 Japan Only)
S.107385	Switch - Indicator	071646T1	415, (425 2WD >238493), (425 4WD >237827), , (435 2WD >236860), (435 4WD >236060), (440 2WD >236369), (440 4WD >236556), (445 2WD >BS035008), (445 4WD >236223), (460 2WD >239117), (460 4WD >236903), (465 4WD >236367), (475 4WD >238868), (481 Japan Only), (492 Japan Only)
S.107386	Switch - High Beam	071643T1	415, (425 2WD >238493), (425 4WD >237827), , (435 2WD >236860), (435 4WD >236060), (440 2WD >236369), (440 4WD >236556), (445 2WD >BS035008), (445 4WD >236223), (460 2WD >239117), (460 4WD >236903), (465 4WD >236367), (475 4WD >238868), (481 Japan Only), (492 Japan Only)
S.107387	Switch - Hazard Light	071647T1	415, (425 2WD >238493), (425 4WD >237827), , (435 2WD >236860), (435 4WD >236060), (440 2WD >236369), (440 4WD >236556), (445 2WD >BS035008), (445 4WD >236223), (460 2WD >239117), (460 4WD >236903), (465 4WD >236367), (475 4WD >238868), (481 Japan Only), (492 Japan Only)
S.107388	Switch - Main Beam	071642T1	415, (425 2WD >238493), (425 4WD >237827), , (435 2WD >236860), (435 4WD >236060), (440 2WD >236369), (440 4WD >236556), (445 2WD >BS035008), (445 4WD >236223), (460 2WD >239117), (460 4WD >236903), (465 4WD >236367), (475 4WD >238868), (481 Japan Only), (492 Japan Only)

MF10





	Description	OEM Ref:	Applications
1	<b>S.67036</b> Wiring Harness	821201, 824221	<b>TEF20</b>
2	<b>S.67037</b> Wiring Harness	829700, 829701	<b>TEA20, TED20</b>
3	<b>S.43645</b> Wiring Harness	833060K	<b>FE35</b> 23C
4	<b>S.41633</b> Wiring Harness	54933558	<b>(35 304623&gt;)</b>
5	<b>S.41170</b> Wiring Harness	898426M96, 54935775	<b>135</b>
6	<b>S.41171</b> Wiring Harness	54935897	<b>165</b>
7	<b>S.67923</b> Light Socket Rubber	-	-
8	<b>S.65542</b> Plug	-	-

MF10