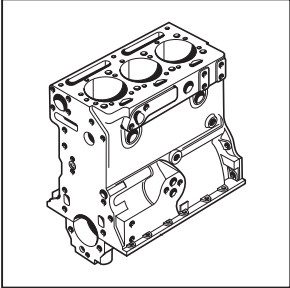
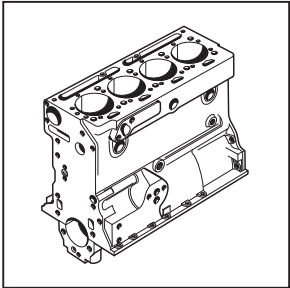
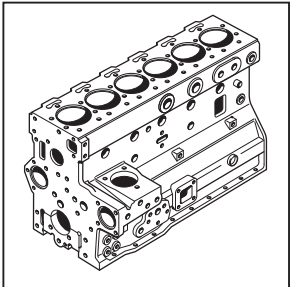


TRACTOR MODEL & ENGINE REFERENCE GUIDE

CYLINDER CONFIGURATION	ENGINE	TRACTOR MODEL
<p>3 CYLINDER APPLICATIONS</p> 	<p>AD3/49A - Red 355011 AD3/55A 355011 165004 165004</p>	<p>770 780 880 885 1190 1194</p>
<p>4 CYLINDER APPLICATIONS</p> 	<p>AD4/47 - Red 449001 - White 455051 455071 A4155A 455009 455031 455011 455011 2200004 220008 2200002 220103 220101 220105</p>	<p>990 990 995 996 1200 1210 1212 1410 1412 1290 1294 1390 1394 1490 1494</p>
<p>6 CYLINDER APPLICATIONS</p> 	<p>330002 330001 330101 330102</p>	<p>1594 1690 1690 Turbo 1694</p>

Please see Index for alternative O.E. part numbers.

These parts are Sparex parts and are not manufactured by the Original Equipment Manufacturer. Original Equipment Manufacturer names, part numbers and descriptions are quoted for reference purposes only.