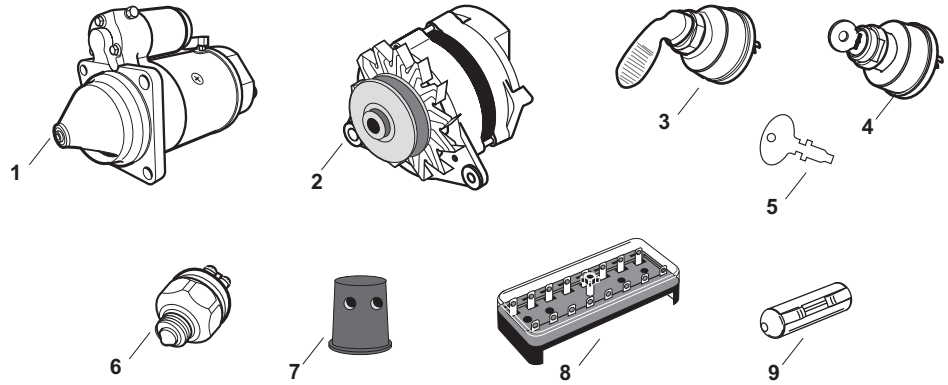


Sparex Replacement Parts - Long

Starters and Switches

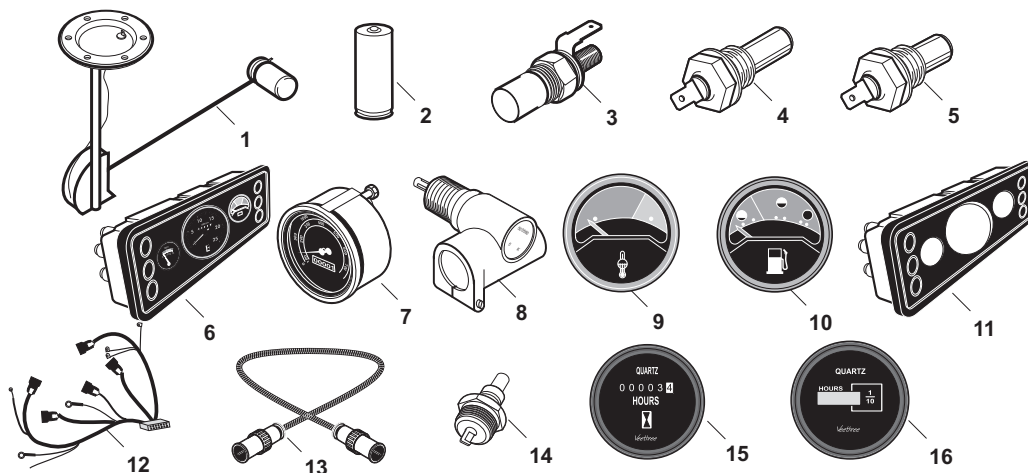


SPAREX No.	DESCRIPTION	EQUIVALENT	TRACTOR MODEL
1	S.61854 Starter - (2.7kw - 11 1/2" Lth)		260C, 310, 310DT, 310C, 350, 350DT, 360, 360C, 445, 445DT, 445SD, 445V, 460, 460DT, 460SD, 460V, 510, 510DT, 2510, 2510DTC, 2510SD, 2510SD-DTC, 2360, 2360DTC, 2460, 2460DTC, 2460SD-DTC
1	S.35985 Starter - (3.0kw - 13 3/8" Lth)		550, 550DT, 560, 560DT, 560DTE, 610, 610DT, 610DTE, 610C, 2610, 2610DTC, 2610SD, 2610SD-DTC
2	S.67283 Alternator - 36 amp (12v - 1 Groove Pulley) External Regulator	TX12431	260C, 310, 310DT, 310C, 350, 350DT, 360, 360C, 445, 445DT, 445SD, 445V, 460, 460DT, 460SD, 460V, 510, 510DT, 550, 550DT, 560, 560DT, 560DTE, 610, 610DT, 610DTE, 610C, 2510, 2510DTC, 2510SD, 2510SD-DTC, 2610, 2610DTC, 2610SD, 2610SD-DTC, 2360, 2360DTC, 2460, 2460DTC, 2460SD-DTC
3	S.62278 Switch w/ Lever - Cold Start	TX10954	260C, 310, 310DT, 310C, 350, 350DT, 360, 360C, 445, 445DT, 445SD, 445V, 460, 460DT, 460SD, 460V, 510, 510DT, 550, 550DT, 560, 560DT, 560DTE, 610, 610DT, 610DTE, 610C, 2510, 2510DTC, 2510SD, 2510SD-DTC, 2610, 2610DTC, 2610SD, 2610SD-DTC, 2360, 2360DTC, 2460, 2460DTC, 2460SD-DTC
4	S.62279 Switch - Starter/Lights w/ Key	TX10953	260C, 310, 310DT, 310C, 350, 350DT, 360, 360C, 445, 445DT, 445SD, 445V, 460, 460DT, 460SD, 460V, 510, 510DT, 550, 550DT, 560, 560DT, 560DTE, 610, 610DT, 610DTE, 610C, 2510, 2510DTC, 2510SD, 2510SD-DTC, 2610, 2610DTC, 2610SD, 2610SD-DTC, 2360, 2360DTC, 2460, 2460DTC, 2460SD-DTC
5	S.62281 Key - Starter/Lights	TX10998	260C, 310, 310DT, 310C, 320, 350, 350DT, 360, 360C, 445, 445DT, 445SD, 445V, 460, 460DT, 460SD, 460V, 510, 510DT, 550, 550DT, 560, 560DT, 560DTE, 610, 610DT, 610DTE, 610C, 2310, 2510, 2510DTC, 2510SD, 2510SD-DTC, 2610, 2610DTC, 2610SD, 2610SD-DTC, 2260, 2360, 2360DTC, 2460, 2460DTC, 2460SD-DTC
6	S.62651 Switch - Safety Start	TX14833	260C, 310, 310DT, 310C, 350, 350DT, 360, 360C, 445, 445DT, 445SD, 445V, 460, 460DT, 460SD, 460V, 510, 510DT, 550, 550DT, 560, 560DT, 560DTE, 610, 610DT, 610DTE, 610C, 2510, 2510DTC, 2510SD, 2510SD-DTC, 2610, 2610DTC, 2610SD, 2610SD-DTC, 2360, 2360DTC, 2460, 2460DTC, 2460SD-DTC
7	S.67264 Boot - Safety Start Switch	TX11000	260C, 310, 310DT, 310C, 350, 350DT, 360, 360C, 445, 445DT, 445SD, 445V, 460, 460DT, 460SD, 460V, 510, 510DT, 550, 550DT, 560, 560DT, 560DTE, 610, 610DT, 610DTE, 610C, 2510, 2510DTC, 2510SD, 2510SD-DTC, 2610, 2610DTC, 2610SD, 2610SD-DTC, 2360, 2360DTC, 2460, 2460DTC, 2460SD-DTC
8	S.62378 Fuse Box - 8 Terminal - Use Porcelain Fuses (1 13/16" x4 3/4"x1 1/8")	TX10962	260C, 310, 310DT, 310C, 320, 350, 350DT, 360, 360DT, 445, 445DT, 445SD, 445V, 460, 460DT, 460SD, 460V, 510, 510DT, 550, 550DT, 560, 560DT, 560DTE, 610, 610DT, 610DTE, 610C, 2310, 2510, 2510DTC, 2510SD, 2510SD-DTC, 2610, 2610DTC, 2610SD, 2610SD-DTC, 2260, 2360, 2360DTC, 2460, 2460DTC, 2460SD, 2460SD-DTC
9	S.05071 Fuse - 8 Amp - Porcelain - White	TX50884	260C, 310, 310DT, 310C, 320, 350, 350DT, 360, 360DT, 445, 445DT, 445SD, 445V, 460, 460DT, 460SD, 460V, 510, 510DT, 550, 550DT, 560, 560DT, 560DTE, 610, 610DT, 610DTE, 610C, 2310, 2510, 2510DTC, 2510SD, 2510SD-DTC, 2610, 2610DTC, 2610SD, 2610SD-DTC, 2260, 2360, 2360DTC, 2460, 2460DTC, 2460SD, 2460SD-DTC
9	S.08885 Fuse - 16 Amp - Porcelain - Red	TX50885	260C, 310, 310DT, 310C, 320, 350, 350DT, 360, 360DT, 445, 445DT, 445SD, 445V, 460, 460DT, 460SD, 460V, 510, 510DT, 550, 550DT, 560, 560DT, 560DTE, 610, 610DT, 610DTE, 610C, 2310, 2510, 2510DTC, 2510SD, 2510SD-DTC, 2610, 2610DTC, 2610SD, 2610SD-DTC, 2260, 2360, 2360DTC, 2460, 2460DTC, 2460SD, 2460SD-DTC

Please see Index for alternative O.E. part numbers.

These parts are Sparex parts and are not manufactured by the Original Equipment Manufacturer. Original Equipment Manufacturer names, part numbers and descriptions are quoted for reference purposes only.





SPAREX No.	DESCRIPTION	EQUIVALENT	TRACTOR MODEL
1	S.62253 Fuel Sender	TX12295 TX12366	260C, 310, 310DT, 310C, 320, 350, 350DT, 360, 360DT, 360C, 445, 445DT, 445SD, 445V, 460, 460DT, 460SD, 460V, 550, 550DT, 560, 560DT, 560DTE, 610, 610DT, 610DTE, 610C, 2310, 2260
2	S.61515 Float - Fuel Sender - Plastic (2 3/4" x 1" Dia x 7/8" Groove)	TX13109	260C, 310, 310DT, 310C, 320, 350, 350DT, 360, 360DT, 360C, 445, 445DT, 445SD, 445V, 460, 460DT, 460SD, 460V, 550, 550DT, 560, 560DT, 560DTE, 610, 610DT, 610DTE, 610C, 2310, 2260
3	S.62361 Heater Plug - Thermo Start	TX12346	260C, 310, 310C, 310DT, 320, 350, 360, 360C, 445, 445DT, 445SD, 445V, 460, 460DT, 460SD, 460V, 510, 510DT, 550, 550DT, 560, 560DT, 560DTE, 610, 610DT, 610DTE, 610C, 2310, 2510, 2510DTC, 2510SD, 2510SD-DTC, 2610, 2610DTC, 2610SD, 2610SD-DTC, 2260, 2360, 2360DTC, 2460, 2460DTC, 2460SD, 2460SD-DTC
4	S.59189 Sender - Water Temperature	TX12363	260C, 310, 310C, 310DT, 320, 350, 360, 360DT, 445, 445DT, 445SD, 445V, 460, 460DT, 460SD, 460V, 510, 510DT, 560, 560DT, 560DTE, 610, 610DT, 610DTE, 610C, 2310, 2510, 2510DTC, 2510SD, 2510SD-DTC, 2610, 2610DTC, 2610SD, 2610SD-DTC, 2260, 2360, 2360DTC, 2460, 2460DTC, 2460SD, 2460SD-DTC
5	S.67216 Sender - Engine Oil Pressure	TX12364	260C, 310, 310C, 310DT, 320, 350, 360, 360DT, 445, 445DT, 445SD, 445V, 460, 460DT, 460SD, 460V, 510, 510DT, 560, 560DT, 560DTE, 610, 610DT, 610DTE, 610C, 2310, 2510, 2510DTC, 2510SD, 2510SD-DTC, 2610, 2610DTC, 2610SD, 2610SD-DTC, 2260, 2360, 2360DTC, 2460, 2460DTC, 2460SD, 2460SD-DTC
6	S.62258 Instrument Cluster Assembly (Use Cable S.62263 and Adaptor S.62596)	TX12292	260C, 310, 310C, 310DT, 350, 350DT, 360, 360DT, 360C, 445, 445DT, 445SD, 445V, 460, 460DT, 460SD, 460V, 510, 510DT, 550, 550DT, 560, 560DT, 560DTE, 610, 610DT, 610DTE, 610C
7	S.62414 Tractormeter (Use Cable S.62263 and Adaptor S.62596)	TX12360	260C, 310, 310C, 310DT, 350, 350DT, 360, 360DT, 360C, 445, 445DT, 445SD, 445V, 460, 460DT, 460SD, 460V, 510, 510DT, 550, 550DT, 560, 560DT, 560DTE, 610, 610DT, 610DTE, 610C
8	S.61463 Right Angle Drive	TX12361	260C, 310, 310C, 310DT, 350, 350DT, 360, 360DT, 360C, 445, 445DT, 445SD, 445V, 460, 460DT, 460SD, 460V, 510, 510DT, 550, 550DT, 560, 560DT, 560DTE, 610, 610DT, 610DTE, 610C
9	S.41066 Gauge - Water Temperature	TX12362	260C, 310, 310C, 310DT, 350, 350DT, 360, 360DT, 360C, 445, 445DT, 445SD, 445V, 460, 460DT, 460SD, 460V, 510, 510DT, 550, 550DT, 560, 560DT, 560DTE, 610, 610DT, 610DTE, 610C
10	S.41063 Gauge - Fuel	TX12365	260C, 310, 310C, 310DT, 350, 350DT, 360, 360DT, 360C, 445, 445DT, 445SD, 445V, 460, 460DT, 460SD, 460V, 510, 510DT, 550, 550DT, 560, 560DT, 560DTE, 610, 610DT, 610DTE, 610C
11	S.67270 Panel - Instrument Cluster - less Tractormeter & Gauges		260C, 310, 310C, 310DT, 350, 350DT, 360, 360DT, 360C, 445, 445DT, 445SD, 445V, 460, 460DT, 460SD, 460V, 510, 510DT, 550, 550DT, 560, 560DT, 560DTE, 610, 610DT, 610DTE, 610C
12	S.67268 Wiring Harness - Instrument Cluster	TX12601	260C, 310, 310C, 310DT, 350, 350DT, 360, 360DT, 360C, 445, 445DT, 445SD, 445V, 460, 460DT, 460SD, 460V, 510, 510DT, 550, 550DT, 560, 560DT, 560DTE, 610, 610DT, 610DTE, 610C
13	S.62263 Cable - Tractormeter (Use w/ S.62258, S.62414 and Adaptor S.62596)		
14	S.62596 Adaptor - Tachometer Drive		350, 360, 360C, 445, 445DT, 445SD, 445V, 460, 460DT, 460SD, 460V, 510, 510DT, 560, 560DT, 560DTE, 610, 610DT, 610DTE, 610C
15	S.52672 Analog Hourmeter (2") 12-24 Volt - Black Ring		
16	S.52673 LCD Hourmeter (2") 12-24 Volt - Black Ring		

Please see Index for alternative O.E. part numbers.

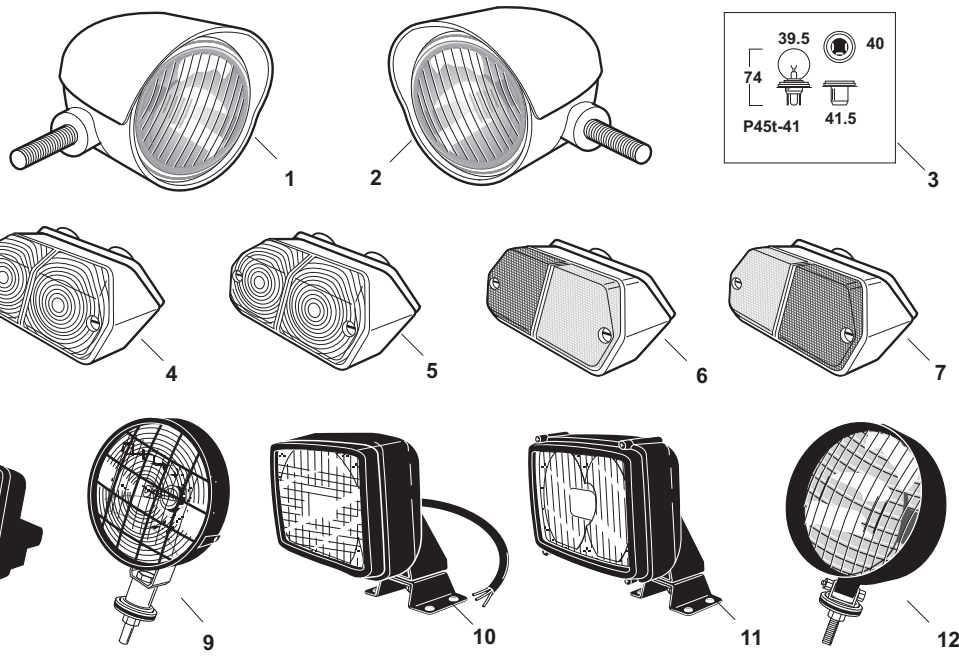
These parts are Sparex parts and are not manufactured by the Original Equipment Manufacturer.

Original Equipment Manufacturer names, part numbers and descriptions are quoted for reference purposes only.

L10

Sparex Replacement Parts - Long

Headlamps and Bulbs



SPAREX No.	DESCRIPTION	EQUIVALENT	TRACTOR MODEL
1	S.62415 Headlight Assembly - LH	TX11923	350, 445, 445DT, 445SD, 550, 550DT
2	S.62416 Headlight Assembly - RH	TX50343	350, 445, 445DT, 445SD, 550, 550DT
3	S.04779 Bulb - Headlight	TX50965	350, 445, 445DT, 445SD, 550, 550DT
4	S.62456 Fender Light w/ Bulb - LH Front	TX10965	350, 445, 445DT, 445SD, 550, 550DT
5	S.62455 Fender Light w/ Bulb - RH Front	TX10966	350, 445, 445DT, 445SD, 550, 550DT
6	S.62458 Fender Light w/ Bulb - LH Rear	TX10993	350, 445, 445DT, 445SD, 550, 550DT
7	S.62457 Fender Light w/ Bulb - RH Rear	TX10994	350, 445, 445DT, 445SD, 550, 550DT
8	S.08509 Rectangular Work Lamp w/ On/Off Switch - Plastic - 12 Volt - Halogen H3 Bulb - Universal Mount (6 3/4" x 4")		
9	S.04502 Round Ploughing Lamp - On/Off Switch - Rotates - 6" Dia - Halogen H3 Bulb - Mounting Stud (5/16")		
10	S.51750 Rectangular Work Lamp - 4 Bolt Mount (w/ 1 - 55w Halogen Bulb) Rotates (4 1/4" x 3 3/4")		
11	S.51753 Twin Beam Work Lamp w/ 4 Bolt Mount - Rotates (6 1/8" x 3 3/4") (w/ 2x 55w Halogen Bulbs)		
12	S.13550 Rubber Headlamp w/ Bulb (4 1/2")		

Please see Index for alternative O.E. part numbers.

These parts are Sparex parts and are not manufactured by the Original Equipment Manufacturer. Original Equipment Manufacturer names, part numbers and descriptions are quoted for reference purposes only.